

OPERATING & SAFETY GUIDE

LED CUBE STOOL

eventhireGroup

GENERAL SAFETY

Contact us for information and advice on the suitability and safety of this type of equipment.

This equipment should only be set up by a competent adult who has read and understood these instructions.



Ensure the unit is sited on a level surface and does not cause an obstruction. Do not site the unit near a heat source.

Never set up the unit if you are ill, tired or under the influence of alcohol or drugs.

Check the equipment before use, if it shows signs of damage, request a replacement.

OPERATING & TECHNICAL GUIDE

- Robust Polyethylene construction
- Re-chargeable (9-12 hour charge time ~ 12-15 hour run time.)
- IP65 rated
- Infra-red remote control
- 400 x 400 x 400mm
- Weight 4.2kg




Instructions for use

- Before use the product should be fully charged using the dedicated charger (supplied). Connect the charger to the unit via the socket on the base of the unit, ensuring that the unit is switched off during charge time. When the product is fully charged, remove the charger and replace the power charge plug cover to prevent water ingress. If required, the charger can remain connected in order to run the unit for longer periods but will not charge while switched on.
- To turn the unit on or off either use the button on the base of the unit or the dedicated remote control (supplied).
- The play/pause switch on the base of the unit controls basic colour changing functions. Press once to start a smooth spectrum colour fade—press again to hold any particular colour. The unit will then remain on this colour until the button is pressed again.
- For greater control, use the infra-red remote control supplied with unit.

Infra-red remote functions

- On/off control
- Brightness control
- Manual selection of 16 colours
- FLASH—7 colour snap change, variable speed controlled via brightness buttons



- STROBE—White pulse at variable speeds controlled via brightness buttons
- FADE—7 colour pulse, variable speed controlled via brightness buttons
- SMOOTH—A gradual 7 colour cross fade, transition speed controlled via brightness buttons

